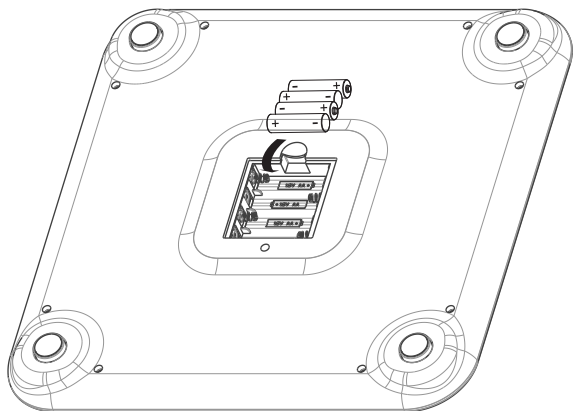


WEIGHT SCALE

BT005V

USER MANUAL

Installing the Batteries



If this is your first time using the device:


1. Open the battery door on the back of the device.
2. Install the batteries provided with the device. Follow the diagram inside the battery compartment for correct polarity—the springs should align with the negative sign on the batteries.
3. Close the battery door.

Before Use

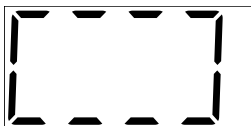
Place the scale on a hard, even surface. Avoid using the device on carpet.

Taking a Measurement

1. Step on the glass platform of the device and remain still.
2. Wait for the device to power on and perform the measurement.
3. Do not move or talk during the procedure.
4. When the measurement concludes, the display briefly blinks and results are shown on the display.
5. Step off the glass platform.
6. The device automatically transmits measurement results. During this process an indicator is shown in the middle of the display.



*Transmission
in progress*



*Transmission
successful*

7. When the measurement has been successfully transmitted, the device shows the indication above before powering off.

Notes

- If you wish to abort the measurement, simply step off the glass platform.

Contraindications

- Do not use this device for infants.

Precautions

- Only use Duracell alkaline AA batteries with this device as these offer the longest battery life. Other brands may not be able to provide sufficient power for cellular data transmission.
- Keep the device, and batteries away from children as their components they may pose a risk of choking or strangulation if used improperly.
- Do not use the device if the glass platform is cracked or severely scratched.
- Do not use this device with high-frequency (HF) surgical equipment.
- Do not use this device if you are allergic to rubber, or plastic.
- This device is intended for indoor, home use. This device is not intended for public use.
- If in doubt, contact your medical professional before use.
- The device may require up to 30 minutes to warm up / cool down from the minimum / maximum storage temperature before it is ready for use.
- Do not use the device where flammable gases are present, or in environments with high oxygen concentration.

- Measurements may not be accurate if the device is used in close proximity to devices generating strong electromagnetic fields, such as microwave ovens, wireless charging stations, X-ray machines, etc.
- Wireless communication devices, such as Wi-Fi access points, mobile phones, and cordless phones may cause interference that may affect the accuracy of measurements. A minimum distance of 1 foot (30 cm) should be kept from such devices during measurement.
- Do not confuse self-monitoring with self-diagnosis. This device allows you to monitor body weight. Do not begin or alter medical treatment without consulting a medical professional.
- This device is not suitable for continuous monitoring during medical emergencies or operations.
- This device is not anesthesia proofed (AP/APG), and it is not suitable for use in the presence of flammable anesthetics.
- Do not touch the batteries during measurement.
- This device is portable, but should not be operated in transit.
- Do not use this device beyond its expected lifetime. Sensor performance may degrade causing inaccurate results.
- You can use this device to take your own measurement, no third-party operator is required.

Troubleshooting

Problem	Possible Reason	Resolution
Device doesn't power on when stepping on the glass platform. (display remains off)	Batteries completely drained.	Replace batteries with new Duracell AAs.
	Batteries inserted with incorrect polarity.	Remove batteries and reinstall them making sure the + and – polarity symbols on the batteries match those inside the battery compartment.
Readings too high or low. or Readings vary significantly between measurements.	Device is used on carpet on uneven surface.	Review instructions on where to place the device in the Before Use section.
	Movement during measurement.	Make sure you stay still and don't talk during measurement.
Error code shown after measurement.	Measurement accuracy may be affected or transmission may have been unsuccessful.	Consult the error code table below for more information and further instructions.

Error Codes

Code	Description	Resolution
Er 1	Battery low	Replace batteries with four Duracell AAs.
Er 2	Movement detected	Avoid moving or talking while taking a measurement.
Er 3	Overload	The device is only accurate up to its rated capacity.
Er 4	No cellular coverage	Move to another area, closer to a window.
Er 5	Cellular connection error	Use the device at a location where you get strong cellular signal with your mobile phone.
Er 6	Data transmission error	
Er 7	Internal error	Replace batteries with four Duracell AAs. If the issue persists, contact customer support.
Er 9	Provisioning error	Retake measurement. If the issue persists, contact customer support.

Code	Description	Resolution
Er 10	Subscription suspended	Contact customer support.
Er 11	Subscription terminated	

Storage and Maintenance

- Only use Duracell AA batteries with the device.
- It is best to store and use the device at the same location. If possible, try to avoid moving the device while not in use.
- Store your device in a clean and dry place.
- Avoid exposure to direct sunlight, moisture, extreme heat, cold, or humidity.
- Avoid exposure to vibration, shaking, or other mechanical stresses.
- Clean the device with a soft, dry cloth. If necessary use a dampened cloth and natural detergent. Do not use alcohol, benzene, or other harsh chemicals.
- Avoid washing or splashing the device with water. It is not water resistant.
- Keep the device away from infants and small children.
- Do not try to repair or modify the device at home. Do not attempt to replace components (e.g., glass platform, feet, etc.) by yourself. If you suspect incorrect operation, contact customer support for further assistance.
- The device must only be serviced and repaired by authorized service personnel.
- At the request of authorized service personnel, circuit diagrams, component part lists, descriptions, and calibration procedures will be made available by the manufacturer or distributor.

- Do not use the device while under maintenance, or being serviced.
- Dispose of the device, its accessories, and batteries according to your local waste disposal regulations and guidelines.

Body Weight









Body weight is expressed as a number in a unit of mass (kg or lb).




This device measures weight using load cells. As weight is applied to the glass platform, it is transferred to four load cells placed above the feet of the device. The load cells measure the force exerted on them which is then converted to a value of mass.

Components of the measurement system are:

- Load platform
- Load cells
- Control electronics & display

Symbols

Symbol	Description
	Follow instructions for use
	Caution: consult instructions for use
	Weight range
	Temperature range
	Relative humidity range
	Model number
	Serial number
	Date of manufacture
IP21	Ingress protection: against solid objects of 12.5 mm or greater and vertically falling water drops.

Symbol	Description
	Type BF applied part
	Complies with European Community directives
	Do not dispose of this product as unsorted municipal waste, take it for recycling.

Technical Specification

Model	BT005V
Measurement Method	Load cells with stain gauges
Measurement Range	10–200 kg
Resolution	0.1 kg
Accuracy	0–50 kg: ± 0.3 kg 50–100 kg: ± 0.4 kg 100–150 kg: ± 0.5 kg 150–200 kg: ± 0.8 kg
Expected Lifetime	5 years or 10,000 measurements (may vary based on usage conditions)
Power Supply	4 × 1.5V AA alkaline batteries
Battery Life	300–500 measurements (may vary based on usage conditions)
Operating Conditions	Temperature: 10–40 °C Relative humidity: 15–90 % (non-condensing) Pressure: 80–105 kPa

Storage Conditions	Temperature: –20–55 °C Relative humidity: 0–90 % (non-condensing) Pressure: 80–105 kPa
Device Weight	2065 g (excl. batteries)
Device Dimensions	320×320×28 mm
Device Ingress Protection	IP21
Software Version	4.6

Manufacturer's Declaration

Electromagnetic Emissions

Emissions Test	Compliance
RF emissions CISPR 11	Group 1
RF emissions CISPR 11	Class B

Electromagnetic Immunity

Immunity Test	IEC 60601-1-2 Compliance Level
Electrostatic discharge (ESD) IEC 61000-4-2	±8 kV contact ±2 kV, ±4kV, ±8 kV, ±15 kV
Power frequency magnetic field IEC 61000-4-8	30 A/m 50Hz/60Hz
Radiated RF IEC 61000-4-3	10 V/m 80 MHz-2.7 GHz 80 % AM at 1 kHz

Radiated RF Immunity

Test specifications for ENCLOSURE PORT IMMUNITY to RF wireless communications equipment as defined in IEC 61000-4-3.

Test Freq. (MHz)	Freq. Band (MHz)	Service	Modulation	Power (W)	Distance (m)	Immunity Test Level (V/m)
385	380-390	Tetra 400	Pulse 18 Hz	1.8	0.3	27
450	430-470	GMRS / FRS 460	Freq. 5 kHz, dev. 1kHz sine	2	0.3	28
710	704-787	LTE Bands 13, 17	Pulse 217 Hz	0.2	0.3	9
745						
780						
810	800-960	GSM 800/900; TETRA 800; iDEN 820; CDMA 850; LTE Band 5	Pulse 18 Hz	2	0.3	28
870						
930						
1720	1700-1990	GSM 1800; CDMA 1900; GSM 1900; DECT; LTE Bands 1, 3, 4, 25; UMTS	Pulse 217 Hz	2	0.3	28
1845						
1970						
2450	2400-2570	Bluetooth; 802.11 b/g/n; RFID 2450; LTE Band 7	Pulse 217 Hz	2	0.3	28
5240	5100-5800	802.11 a/n	Pulse 217 Hz	0.2	0.3	9
5500						
5785						

FCC Compliance Statement

Contains FCC ID: XMR201707BG96

This device complies with part 15 of the FCC Rules.
Operation is subject to the following two conditions:

1. This device may not cause harmful interference, and
2. this device must accept any interference received, including interference that may cause undesired operation.

Intended Use

This digital weight scale was designed to measure the body weight of adults with a body weight of 10–200 kg (22–440 lb).

This device is intended for indoor, home use.

Contents Included

- Weight scale
- 4 x AA batteries

Contact Information

Please contact your program's customer support. BodyTrace will not be able to directly assist customers.

Manufactured for:

BodyTrace, Inc.
3505 El Camino Real
Palo Alto, CA 94306
USA

Manufactured at:

23 Jin'an Road, Minzhong
Zhongshan, Guangdong
China 528441

BT005V-UM-101